

1.0 LED

LED 8W | 220-240VAC | 50-60Hz
COB 3-step | incl. PS | phase-cut dim
aluminium powder coated
brushed

0.63kg IP20 $\pm 0.3^\circ$ $\pm 36^\circ$

1.0 PAR16

PAR16 max.35W | GU10
100-240VAC | 50-60Hz
aluminium powder coated
brushed

0.55kg IP20 $\pm 0.9^\circ$

	CODE
	146364W
	146364L
	146364G
	146364P
	146364B

Light Colour Selection

	LUMEN	CRI	CODE
2700K	600	>80	2
3000K	600	>80	4
1800-2850K	410	>95	9

	CODE
	146320W0
	146320L0
	146320G0
	146320P0
	146320B0

OPTIONAL

PAR16 LED GU10 7W
phase-cut dim


	CODE
2700K	901228W2
3000K	901228W4
1800-2850K	901229S9

more lamps and specs on page 541

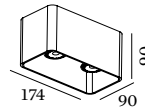
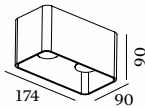
OPTIONAL

single inner cover max. 10W

	CODE
	911021W1
	911021G1
	911021B1







2.0 LED

2xLED 8W | 220-240VAC | 50-60Hz
COB 3-step | incl. PS | phase-cut dim
aluminium powder coated
brushed

0.92kg IP20 ± 0.3 P $\Delta 36^\circ$

Color	CODE
White	146464W
Grey	146464L
Gold	146464G
Red	146464P
Black	146464B

Light Colour Selection

Color	LUMEN	CRI	CODE
2700K	2x600	>80	2
3000K	2x600	>80	4
1800-2850K	2x410	>95	9

2.0 PAR16

2xPAR16 max.35W | GU10
100-240VAC | 50-60Hz
aluminium powder coated
brushed

1.01kg IP20 ± 0.9

Color	CODE
White	146420W0
Grey	146420L0
Gold	146420G0
Red	146420P0
Black	146420B0

OPTIONAL

PAR16 LED GU10 7W
phase-cut dim

Color	CODE
2700K	901228W2
3000K	901228W4
1800-2850K	901229S9

more lamps and specs on page 541

OPTIONAL

single inner cover max. 10W
2 pieces needed

Color	CODE
White	911021W1
Gold	911021G1
Black	911021B1

