

1.0 LED

LED 8W | 220-240VAC | 50-60Hz
COB 3-step | incl. PS | phase-cut dim
aluminium powder coated
brushed

0.72kg IP20 $\pm 0.3^\circ$ $\pm 36^\circ$

1.0 PAR16

PAR16 max.35W | GU10
100-240VAC | 50-60Hz
aluminium powder coated
brushed

0.63kg IP20 $\pm 0.9^\circ$

CODE
146564W
146564G
146564Q
146564P
146564B

Light Colour Selection

LUMEN	CRI	CODE
2700K	600 >80	2
3000K	600 >80	4
1800-2850K	410 >95	9

CODE
146520W0
146520G0
146520Q0
146520P0
146520B0

OPTIONAL

PAR16 LED GU10 7W
phase-cut dim


CODE	
2700K	901228W2
3000K	901228W4
1800-2850K	901229S9

more lamps and specs on page 541

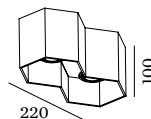
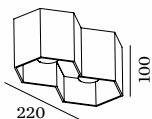
OPTIONAL

single inner cover max. 10W

CODE
911031W1
911031G1
911031B1







2.0 LED

2xLED 8W | 220-240VAC | 50-60Hz
COB 3-step | incl. PS | phase-cut dim
aluminium powder coated
brushed

1.13kg IP20 36°

	CODE
	146664W
	146664G
	146664Q
	146664P
	146664B

Light Colour Selection

	LUMEN	CRI	CODE
2700K	2x600	>80	2
3000K	2x600	>80	4
1800-2850K	2x410	>95	9

2.0 PAR16

2xPAR16 max.35W | GU10
100-240VAC | 50-60Hz
aluminium powder coated
brushed

1.19kg IP20

	CODE
	146620W0
	146620G0
	146620Q0
	146620P0
	146620B0

OPTIONAL

PAR16 LED GU10 7W
phase-cut dim

	CODE
2700K	901228W2
3000K	901228W4
1800-2850K	901229S9

more lamps and specs on page 541

OPTIONAL

single inner cover max. 10W
2 pieces needed

	CODE
	911031W1
	911031G1
	911031B1

